
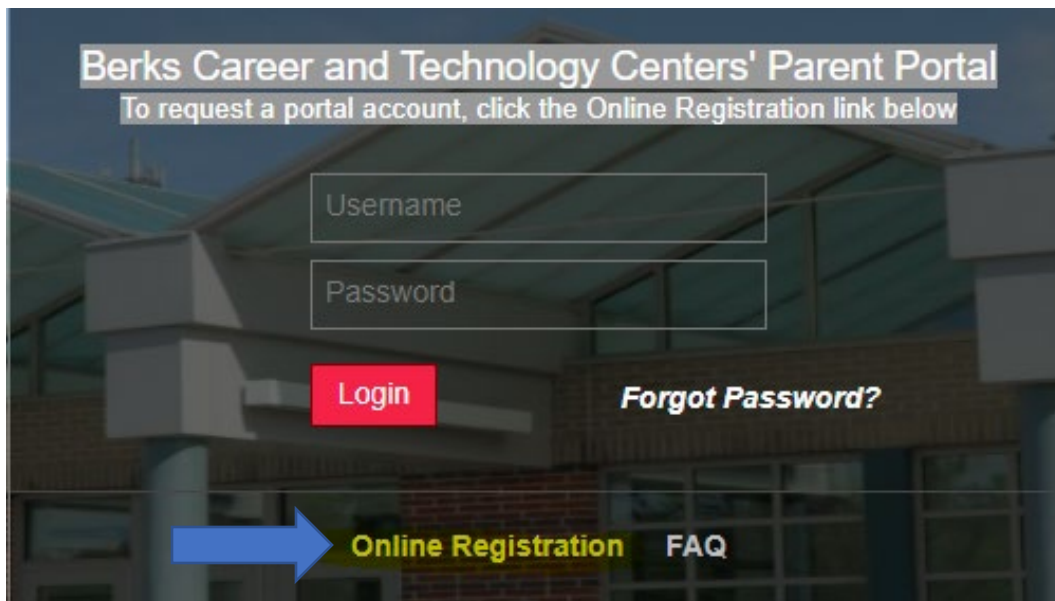


Parent Portal Signup

1. Go to this website: <https://parents.csiu-technology.org/BerksCTC>



2. Click on "Online Registration"



3. Fill in the information under “Account Information” Tab

Required fields are marked by a red asterisk. There is limit of 254 characters for Usernames and 50 characters for Passwords. Username CANNOT include the following characters: ! # \$ % & * () + = - [] { } < > ?

Welcome to Parent Portal Registration!

Account InformationPersonal InformationStudent Information

STEP 1: Please enter your parent portal information below.

* School District
(Start typing your school district then select your district in the list)

* Username
(Your ID is what you will use to login to the portal. You can change at any time from within the portal.)

* Email Address
(Your email address can be updated at anytime from within the portal. If you forget your password the account reset information will be sent to this account)

* Confirm Email Address

* Password
(Should be a minimum of 6 characters with at least 1 number)

* Confirm Password

* Authentication Question

* Authentication Answer

[Create Account Information](#)

- a. School District = **Berks Career and Technology Center**
- b. Create your Username
- c. Enter your Email Address
- d. Confirm your Email Address
- e. Create your password
- f. Confirm your password
- g. Select Authentication Question
- h. Enter Authentication Answer

4. Click on "Create Account Information"
5. Fill in the information under the "Personal Information" Tab

Welcome to Parent Portal Registration!

Account Information **Personal Information** Student Information

STEP 2: Information will be used to verify your identity. Please make sure you provide the information the district already has on file.

* First Name

Middle Name

* Last Name

* Street Address

Apartment


* City

* State/Province

* ZIP/Postal Code

* Phone - - x

[Back to Account Information](#) [Create Account Information](#)



- a. After you fill in your information click on " Create Account Information"

6. Fill in the information under "Student Information" Tab

Welcome to Parent Portal Registration!

Account Information Personal Information **Student Information**

STEP 3: Please also make sure you provide at least one of your student(s) on file to verify your identity.

My Student(s)
Your student(s) will show below after you have added.

ID Number	First Name	Last Name	Grade	School
-----------	------------	-----------	-------	--------



Add Student

* ID Number * First Name * Last Name

* School * Grade

[Add student to the above list](#) [Clear](#)

[Previous](#) [Final Registration!](#)



- a. Enter your Student's ID number (***Their ID Number is listed on the front of their BCTC Student ID***)
- b. Enter your Student's First and Last Name
- c. Choose what School/Campus they are attending (**East Campus or West Campus**)
- d. Select your Student's Grade Level
- e. Click on "Add student to the above list"

7. Click on "Final Registration" button

NOTE:

After you complete your registration, Berks Career and Technology Center will approve your request. This process can take up to 48 hours. After your request is approved you will receive an email notification, which will be sent from eSchoolData. If you do not receive the email, check your spam folder or after 48 hours you can click on the Parent Portal link, <https://parents.csiu-technology.org/BerksCTC> and type in the Username and Password that you created during registration to gain access.

Once you are logged into the Portal, you may be asked to verify your contact information. After you verify your contact information you will be able to check your student's Attendance, Schedule, Report Card, Grades, and Progress Reports.

If you run into any issues, please contact Student Services at Berks Career and Technology Center.